



RCAF Expeditor – Control Pedestal Removal Part 2

(TTA MRP PubEx: #2)



Mark Balodis, President
(email: mark@timetravelair.com)



Presentation Outline

1. References
2. Control Pedestal General
3. Questions for Everyone
4. Bonus Question



References

Q1. EO 05-45B-1 Part 1


Q2. EO 05-45B-2

Q3. EO 05-45B-6A






Control Pedestal General Photos





Control Pedestal General Photos




07 Oct 13

Time Travel Air PubEx

Source: Taigh Ramey



Control Pedestal General Photos




07 Oct 13

Time Travel Air PubEx

Source: Alberta Aviation Museum



Control Pedestal General Photos



07 Oct 13

Time Travel Air PubEx

Source: Alberta Aviation Museum



Control Pedestal General Photos

1. What are the limits in inches for the Landing Gear warning horn to sound, will the warning horn sound if only one throttle is retarded below that setting, and when the aircraft is sitting still on the ground can you retract the landing gear using the Landing Gear Emergency Override?
2. When you are adjusting the Parking Brake, what is the clearance between the end of the outer housing and the parking brake valve arm? (And, what happens if the inner control wire of the parking brake becomes broken?) Can you replace just the wire – or do you need to replace the whole system?
3. A large part of what we do (with regards to using reference material effectively) is to date the photos that we are using. In reference to both the Dash 6's and the black and white photos, approximately what year were the photos taken and what new components were added with the modification?



Bonus Question

1. What is the torque formula used to individually compute the torque per bolt, and how do you use it?